
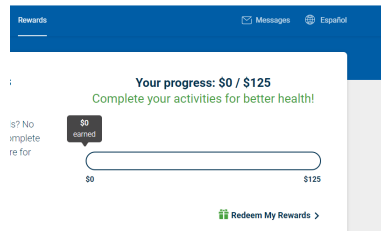
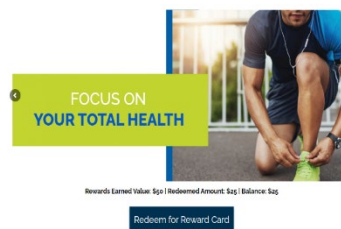


## Here's how to select your gift card

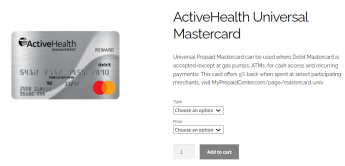
1. Go to [www.myactivehealth.com/betteryoubetterohio](http://www.myactivehealth.com/betteryoubetterohio)
2. Click the  icon for Rewards Center.
3. Below your progress bar click “Redeem My Rewards”.



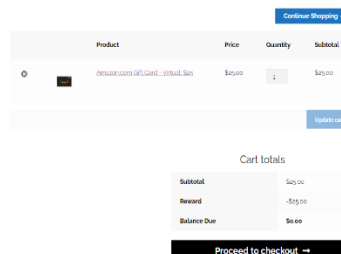
4. Next click “Redeem for Reward Card”.



5. Select the card you want to redeem.
6. Select the amount of the reward you want to redeem.



7. Confirm your selection and click “Proceed to checkout” when ready.



8. Confirm your name and email address or mailing address for physical gift cards. If you want to use a different email address, you need to contact ActiveHealth via email at [ahmbyboinquiries@activehealth.com](mailto:ahmbyboinquiries@activehealth.com)
9. You will receive a confirmation email from [betteryoubetterohio@blackhawkrewards.com](mailto:betteryoubetterohio@blackhawkrewards.com). The email containing your e-gift card code is from [yourdigitalreward@blackhawkrewards.com](mailto:yourdigitalreward@blackhawkrewards.com).